
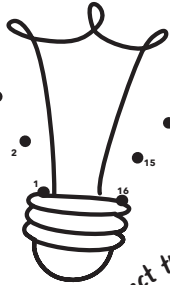


# The 5 Safety Rules ACTIVITY MAT



## Safety Rule #1: Know What's Up

Connect the dots of the image below to help this emoji Know What's Up!



Connect the dots!



MONIQUE BURR  
FOUNDATION FOR CHILDREN  
PREVENTION EDUCATION PROGRAMS

## Safety Rule #2: Spot Red Flags

How many flags can you spot hiding in this activity mat? Write your answer in the box below!

Count the flags!

FLAGS



Draw your Safe Adult!



## Safety Rule #4: Talk It Up


Find and circle the words in the list below. Search forwards, backwards, up, and down!

V K U S P E A K U P  
O C P Z T X N F B R  
I B S A F E T Y U P  
C S T R O N G W L U  
E S A F E A D U L T  
K I N D N E S S Y I  
Y O D Y D D U B I K  
M N E A L D V I N L  
I Q R K E I A B G A  
G N I T R O P E R T

Safe Adult  
Strong  
Voice  
Kindness

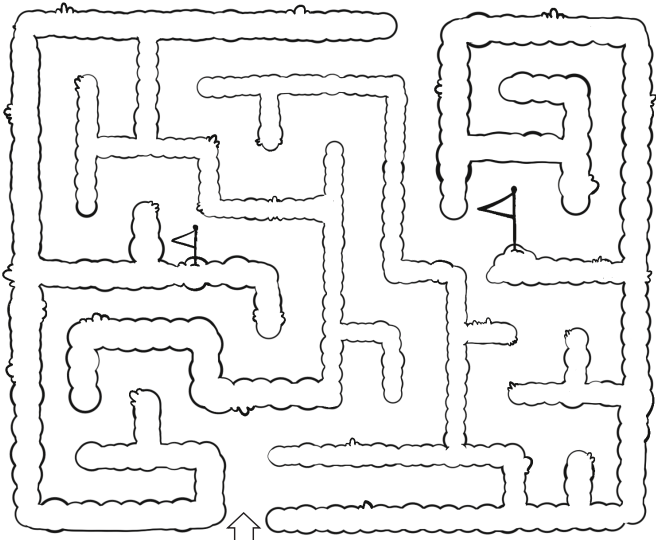
Bullying  
Upstander  
Talk It Up  
Reporting

Safety  
Buddy  
Speak Up



## Safety Rule #3: Make a Move

Help this emoji Make a Move through the maze bush above.



START

FINISH

Complete the maze!

## Safety Rule #5: No Blame | No Shame

A Safe Adult is an adult that you feel comfortable talking to, and who will not break the Safety Rules. Who is your Safe Adult? Draw them in the box above!

